

- **Process of online Payment of Entry fee for 70<sup>th</sup> NFA is as follow :**

Enter the URL: **bharatkosh.gov.in**

1). Click on Non- Registered Users

The screenshot displays the BharatKosh.gov.in website interface. At the top, a banner reads "Single Window Solution for Receipts Government of India". Below the banner, a navigation bar includes "LOGIN / REGISTER" and a "Transaction Count" of 1845964. The main content area features four service tiles: "Donate to Swachh Bharat Kosh", "Track your Payment / payment history", "Current Receipt Available for Deposits", and "Non-Registered Users". A red arrow points to the "Non-Registered Users" tile. The right sidebar shows "Total Transaction Amt" as 398447.39 Cr and lists services like "Gol e-Store", "Quick Payment", and "Common Receipts to Gol". The browser's address bar shows "bharatkosh.gov.in" and the Windows taskbar at the bottom indicates the date as 10/15/2019.

2) Select **Individual** in Depositor's category.

The screenshot displays the Non-Tax Receipt Portal interface. At the top, there is a navigation menu with links: Home, About Us, User Guide, Contact Us, FAQs, Terms And Conditions, and Charge-back and Refund Policy. Below the menu is a banner image featuring a 'MINISTRY OF FINANCE' sign, a hand using a calculator, and the Indian national flag. The main content area shows a progress bar with four steps: 1. Payment Purpose (active), 2. Depositor's Details, 3. Confirm Info, and 4. Pay. The 'Payment Purpose' form includes the following fields:

- Depositor's category:** A dropdown menu with 'Individual' selected. A red arrow points to this field.
- Purpose:** A text input field with a search icon.
- Amount:** A field showing 'INR' and '0'.
- Payment Frequency /Period:** Two dropdown menus, one showing '2019-2020'.
- Remarks:** A text area with the placeholder text 'Remark:'.
- Add:** A blue button at the bottom right of the form.

The footer contains navigation links (Home, About Us, Contact Us, Privacy Policy, Disclaimer, Sitemap, Terms & Conditions), copyright information (©2015 Controller General of Accounts. All Rights Reserved.), and the logo of the Public Financial Management System (PFMS).

3) Click on search symbol for Purpose then select Ministry **Information and broadcasting**.

The screenshot displays a web browser window with the URL [bharatkosh.gov.in/MinistryInfo/SwachhBharatKosh](http://bharatkosh.gov.in/MinistryInfo/SwachhBharatKosh). A modal window titled "Search Purpose" is open, featuring a "Ministry" dropdown menu with "INFORMATION and BROADCASTING" selected. A red arrow points to this dropdown. Below it is a "Purpose" text input field. A message reads: "Please select the appropriate Ministry from the drop down menu, to search the Purpose of your choice". There are "Search" and "Clear" buttons. Below the modal, a table with columns "Purpose", "Payment Type", and "Function Head" is shown, containing the text "No Record Found". The background page includes fields for "Amount", "Payment Frequency /Period" (set to "2019-2020"), and "Remarks". The footer contains navigation links and copyright information: "©2015 Controller General of Accounts. All Rights Reserved. Powered by Public Financial Management System".

4) Again click on the Search button and select **Entry Fee for NFA Jury/Indian Panorama Jury** from the dropdown list.

→ C [bharatkosh.gov.in/MinistryInfo/txtBxPurpose\\_TextChanged](http://bharatkosh.gov.in/MinistryInfo/txtBxPurpose_TextChanged)

Payment Purpose

### Search Purpose


Ministry: INFORMATION and BROADCASTING

Purpose: Entry Fee for NFA Jury/Indian Panorama Jury

Please select the appropriate Ministry from the drop down menu, to search the Purpose of your choice

Purpose:		
Purpose	Payment Type	Function Head
Entry Fee for NFA Jury/Indian Panorama Jury	Entry Fee	022001800010200-ENTRY FEE NFA JURY/ENTRY FEE FOR INDIAN PANORAMA JURY

Remarks: Remark

 [Get a new Captcha](#)

Text shown in Captcha is case-sensitive

Type the text shown as per the image above:

5). Select Purpose **Entry Fee for NFA Jury/Indian Panorama Jury**.

6). Thereafter one of the following amounts for the respective category is to be paid:

1. feature film -11800
2. non feature film -5900
3. best book on cinema -5900
4. best film critic -5900

After filling the amount to be paid, please click on Add button.

← → ↻ [bharatkosh.gov.in/MinistryInfo/txtBxPurpose\\_TextChanged](https://bharatkosh.gov.in/MinistryInfo/txtBxPurpose_TextChanged)

Non-Tax P

1  
Payment Purpose

2  
Depositor's Details

3  
Confirm Info

4  
Pay

### Payment Purpose

Depositor's category: Individual

→ Purpose: Entry Fee for NFA Jury/Indian Panorama Jury

Payment Type: Entry Fee

Ministry: INFORMATION and BROADCASTING

Pay & Account Office (PAO): 027667 - PAO(Main Sectt.), Ministry of Information & Broadcasting, New Delhi

Drawing & Disbursing Office(DDO): 227668 - MINISTRY OF INFORMATION & BROADCASTING,NEW DELHI.

Amount: INR 0

Payment Frequency /Period: No Restriction

Remarks: Remark

7) Check your amount then click on **next** button. 8) Fill in the entire **mandatory field** in Depositor's details. Please enter the correct email address and mobile number. If your transaction is pending or in case of your payment is debited from your account and you don't get any confirmation, then we'll track your

→ ↻ bharatkosh.gov.in/MinistryInfo/SwachhBharatKosh

Payment Purpose Depositor's Details Confirm Info Pay


### Payment Purpose

Depositor's category: Individual


Purpose:


Amount: INR 0

Remarks: Remark

 [Get a new Captcha](#)  
Text shown in Captcha is case-sensitive

Type the text shown as per the image above:

Ministry	Purpose	PAO	DDO	Amount	Payment Period / Frequency	Delete
INFORMATION and BROADCASTING	Entry Fee for NFA Jury/Indian Panorama Jury (Entry Fee)	027667 - PAO(Main Sectt.), Ministry of Information & Broadcasting, New Delhi	227668 - MINISTRY OF INFORMATION & BROADCASTING,NEW DELHI.	11800.00	No Restriction	



status using the email id & mobile number.

**Click on online payment then click on the next button.**

Welcome to Non-Tax Receipt Po X +

bharatkosh.gov.in/DepositerInfo/DepositerInfo

Name: \* --Select--

Address Line 1: \*

Address Line 2:

Country: \* INDIA

State: \* --Select--

District: \* --Select--

City:

Pincode/ Zipcode:

TAN

TIN

PAN:

Aadhaar Number:

Mobile Number: \* INDIA(+91)

Email: \*

Online payment SWIFT/NEFT/RTGS

Type here to search

5:00 PM 10/15/2019

9) check your all details and Click on confirm button. 10) The payment can be made by a depositor using all Indian Credit Cards or Debit Cards (except Diners Club Card) and also via Internet Banking through the

bharatkosh.gov.in/NTRPHome/Confirmation

Payment Purpose Depositor's Details Confirm Info Pay

### Payment Mode Online

#### Depositor's Details

Name	Mr. Felicity Theatre Charitable Organization		
Address 1	Plot no. 59 , Babar Road Bengali Market, Mandi House	Address 2	
City	Delhi	District	NORTH EAST
State	DELHI	Country	INDIA
Pincode/Zipcode		Email	vibhand72@gmail.com
Mobile No. (+91)	7894561232		
TAN		TIN	

#### Purpose Details

Sr. No.	Ministry	PAO Name	DDO Name	Purpose and Payment Type	Payment Period / Frequency	Amount (In INR)
1	INFORMATION and BROADCASTING	PAO(Main Sectt.), Ministry of Information & Broadcasting, New Delhi[027667]	MINISTRY OF INFORMATION & BROADCASTING,NEW DELHI.[227668]	Entry Fee for NFA Jury/Indian Panorama Jury,Entry Fee	No Restriction	11800
				INR eleven thousand eight hundred only		Total::11800

[← Back](#)
[Save](#)
→
[Confirm →](#)



Payment Gateways available below. The payment via American Express Credit Card (AMEX) can be made through SBI e-Pay payment gateway.

11) Enter Captcha and click on the checkbox.

The screenshot shows a web browser window with the URL [bharatkosh.gov.in/ReceiptPayment/ReceiptPaymentInfo](http://bharatkosh.gov.in/ReceiptPayment/ReceiptPaymentInfo). The page title is "Payment Gateway". Below the title, there is a paragraph explaining that payments can be made via Indian Credit Cards or Debit Cards (except Diners Club Card) and via internet banking of banks through any of the listed Payment Gateways. It specifically mentions that American Express Credit Card (AMEX) payments can be made through SBI e-Pay.

The main content area displays six payment gateway options, each with a logo and a success rate:

- HDFC BANK**: Success Rate 85 %
- AXIS BANK**: Success Rate 84 %
- Union Bank**: Success Rate 83 %
- Bank of Baroda**: Success Rate 82 %
- ICICI Bank**: Success Rate 81 %
- SBI e-Pay**: Success Rate 80 %

Below these options, there is a section for "SBI e-Pay" with a success rate of 75 %.

Underneath, there are four buttons: "Net banking", "Debit card", "Credit card", and "UPI".

A captcha verification section follows, with the text "Enter the letter shown" and a text box containing "PCEEDY". There is a "Get a new Captcha" link.

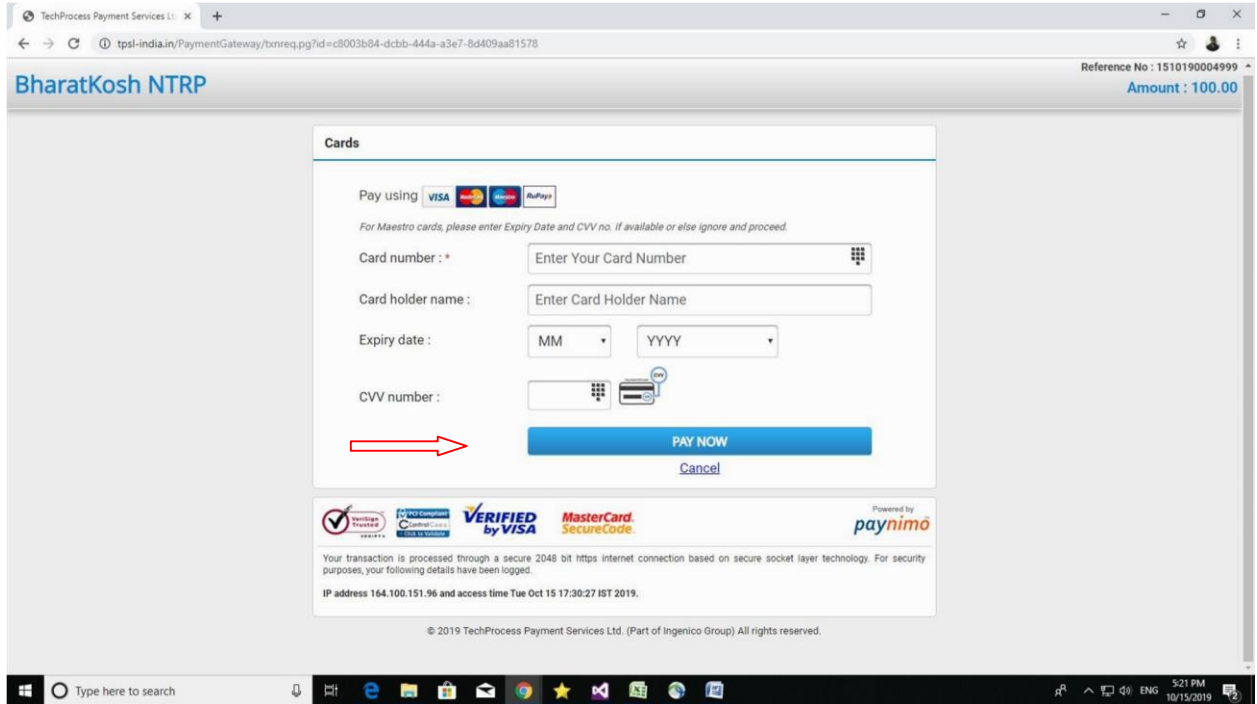
Below the captcha, there is a note: "After you click on 'Pay' button, you will be redirected to a secure gateway. After completing the payment you will be redirected back".

At the bottom, there is a note: "Note: Transactions pertaining to Min. of Information Technology will go through using Union Bank of India, Axis Bank, Bank of Baroda Payment Gateway only."

The Windows taskbar at the bottom shows the search bar and various application icons. The system tray on the right indicates the time as 5:13 PM on 10/15/2019.

12) Click on the **pay now** button.

13) Fill your card details.



The screenshot shows a web browser window with the URL [tpsI-india.in/PaymentGateway/txnreq.pg?id=c8003b84-dcbb-444a-a3e7-8d409aa81578](https://tpsl-india.in/PaymentGateway/txnreq.pg?id=c8003b84-dcbb-444a-a3e7-8d409aa81578). The page title is "BharatKosh NTRP" and the amount is "100.00". The "Cards" section contains the following fields and options:

- Pay using:  VISA  MasterCard  RuPay
- For Maestro cards, please enter Expiry Date and CVV no. If available or else ignore and proceed.
- Card number: \*
- Card holder name:
- Expiry date:
- CVV number:
- 

A red arrow points to the "PAY NOW" button. Below the form, there are logos for Verified by Visa and MasterCard SecureCode, and a note: "Your transaction is processed through a secure 2048 bit https internet connection based on secure socket layer technology. For security purposes, your following details have been logged. IP address 164.100.151.96 and access time Tue Oct 15 17:30:27 IST 2019." The footer contains the copyright notice: "© 2019 TechProcess Payment Services Ltd. (Part of Ingenico Group) All rights reserved."

14. Thereafter you have to verify this with an OTP and download your transaction receipt. Please attach this file to the form and write the transaction number for the same.